

SAMPLE NAME: 5-HT3 11-12-9999

Other

CULTIVATOR / MANUFACTURER
Business Name:
License Number:
Address:
DISTRIBUTOR / TESTED FOR
Business Name: Eybna

License Number:
Address: 7647 Hayvenhurst Ave #30
 Van Nuys CA 91406

SAMPLE DETAIL
Batch Number: 0072

Sample ID: 240913L027

Date Collected: 09/13/2024

Date Received: 09/13/2024

Batch Size:
Sample Size: 1.0 units

Unit Mass:
Serving Size:


Scan QR code to verify authenticity of results.

CANNABINOID ANALYSIS - SUMMARY
Total THC: **Not Detected**
Total CBD: **Not Detected**
Sum of Cannabinoids: **Not Detected**
Total Cannabinoids: **Not Detected**

Total THC/CBD is calculated using the following formulas to take into account the loss of a carboxyl group during the decarboxylation step:

 Total THC = Δ^9 -THC + (THCa (0.877))

Total CBD = CBD + (CBDa (0.877))



 Sum of Cannabinoids = Δ^9 -THC + THCa + CBD + CBDa + CBG + CBGa + THCV + THCVa + CBC + CBCa + CBDV + CBDVa + Δ^8 -THC + CBL + CBN

 Total Cannabinoids = (Δ^9 -THC+0.877*THCa) + (CBD+0.877*CBDa) +

(CBG+0.877*CBGa) + (THCV+0.877*THCVa) + (CBC+0.877*CBCa) +

 (CBDV+0.877*CBDVa) + Δ^8 -THC + CBL + CBN

Density: 0.9256 g/mL


SAFETY ANALYSIS - SUMMARY
Pesticides:  **PASS**
Residual Solvents:  **PASS**
Heavy Metals:  **PASS**

For quality assurance purposes. Not a Regulatory Hemp Lab Test Report. These results relate only to the sample included on this report. This report shall not be reproduced, except in full, without written approval of the laboratory.

Sample Certification: California Code of Regulations Title 4 Division 19. Department of Cannabis Control Business and Professions Code. Reference: Sections 26100, 26104 and 26110, Business and Professions Code.

Decision Rule: Statements of conformity (e.g. Pass/Fail) to specifications are made in this report without taking measurement uncertainty into account. Where statements of conformity are made in this report, the following decision rules are applied: PASS - Results within limits/specifications, FAIL - Results exceed limits/specifications.

References: limit of detection (LOD), limit of quantification (LOQ), not detected (ND), not tested (NT)


 LQC verified by: Maria Garcia
 Job Title: Senior Laboratory Analyst
 Date: 09/17/2024


 Approved by: Josh Wurzer
 Job Title: Chief Compliance Officer
 Date: 09/17/2024



Cannabinoid Analysis

Tested by high-performance liquid chromatography with diode-array detection (HPLC-DAD).

Method: QSP 1157 - Analysis of Cannabinoids by HPLC-DAD

TOTAL THC: **Not Detected**

Total THC (Δ^9 -THC+0.877*THCa)

TOTAL CBD: **Not Detected**

Total CBD (CBD+0.877*CBDa)

TOTAL CANNABINOIDS: **Not Detected**

Total Cannabinoids (Total THC) + (Total CBD) + (Total CBG) + (Total THCV) + (Total CBC) + (Total CBDV) + Δ^8 -THC + CBL + CBN

TOTAL CBG: **ND**

Total CBG (CBG+0.877*CBGa)

TOTAL THCV: **ND**

Total THCV (THCV+0.877*THCVa)

TOTAL CBC: **ND**

Total CBC (CBC+0.877*CBCa)

TOTAL CBDV: **ND**

Total CBDV (CBDV+0.877*CBDVa)

CANNABINOID TEST RESULTS - 09/16/2024

COMPOUND	LOD/LOQ (mg/g)	MEASUREMENT UNCERTAINTY (mg/g)	RESULT (mg/g)	RESULT (%)
Δ^9 -THC	0.040 / 0.280	N/A	ND	ND
Δ^8 -THC	0.20 / 0.40	N/A	ND	ND
THCa	0.020 / 0.100	N/A	ND	ND
THCV	0.040 / 0.240	N/A	ND	ND
THCVa	0.040 / 0.380	N/A	ND	ND
CBD	0.080 / 0.220	N/A	ND	ND
CBDa	0.020 / 0.520	N/A	ND	ND
CBDV	0.040 / 0.240	N/A	ND	ND
CBDVa	0.020 / 0.360	N/A	ND	ND
CBG	0.040 / 0.120	N/A	ND	ND
CBGa	0.040 / 0.140	N/A	ND	ND
CBL	0.060 / 0.200	N/A	ND	ND
CBN	0.020 / 0.140	N/A	ND	ND
CBC	0.060 / 0.200	N/A	ND	ND
CBCa	0.020 / 0.300	N/A	ND	ND
SUM OF CANNABINOIDS			ND	ND

DENSITY TEST RESULT

0.9256 g/mL

Tested 09/16/2024

Method: QSP 7870 - Sample Preparation

PESTICIDE TEST RESULTS - 09/17/2024 ✔ PASS

Pesticide Analysis

Pesticide and plant growth regulator analysis utilizing high-performance liquid chromatography-mass spectrometry (HPLC-MS) or gas chromatography-mass spectrometry (GC-MS).

*GC-MS utilized where indicated.

Method: QSP 1212 - Analysis of Pesticides and Mycotoxins by LC-MS or QSP 1213 - Analysis of Pesticides by GC-MS

COMPOUND	LOD/LOQ (μ g/g)	ACTION LIMIT (μ g/g)	MEASUREMENT UNCERTAINTY (μ g/g)	RESULT (μ g/g)	RESULT
Abamectin	0.03 / 0.10	0.3	N/A	ND	PASS
Azoxystrobin	0.02 / 0.07	40	N/A	ND	PASS
Bifenazate	0.01 / 0.04	5	N/A	ND	PASS
Bifenthrin	0.02 / 0.05	0.5	N/A	ND	PASS
Boscalid	0.03 / 0.09	10	N/A	ND	PASS
Chlorpyrifos	0.02 / 0.06	\geq LOD	N/A	ND	PASS
Cypermethrin	0.11 / 0.32	1	N/A	ND	PASS
Etoazole	0.02 / 0.06	1.5	N/A	ND	PASS
Hexythiazox	0.02 / 0.07	2	N/A	ND	PASS
Imidacloprid	0.04 / 0.11	3	N/A	ND	PASS

Continued on next page



Pesticide Analysis *Continued*

PESTICIDE TEST RESULTS - 09/17/2024 *continued* ✔ PASS

COMPOUND	LOD/LOQ (µg/g)	ACTION LIMIT (µg/g)	MEASUREMENT UNCERTAINTY (µg/g)	RESULT (µg/g)	RESULT
Malathion	0.03 / 0.09	5	N/A	ND	PASS
Myclobutanil	0.03 / 0.09	9	N/A	ND	PASS
Permethrin	0.04 / 0.12	20	N/A	ND	PASS
Piperonyl Butoxide	0.02 / 0.07	8	N/A	ND	PASS
Propiconazole	0.02 / 0.07	20	N/A	ND	PASS
Spiromesifen	0.02 / 0.05	12	N/A	ND	PASS
Tebuconazole	0.02 / 0.07	2	N/A	ND	PASS
Trifloxystrobin	0.03 / 0.08	30	N/A	ND	PASS



Residual Solvents Analysis

RESIDUAL SOLVENTS TEST RESULTS - 09/16/2024 ✔ PASS

Residual Solvent analysis utilizing gas chromatography-mass spectrometry (GC-MS).

Method: QSP 1204 - Analysis of Residual Solvents by GC-MS


COMPOUND	LOD/LOQ (µg/g)	ACTION LIMIT (µg/g)	MEASUREMENT UNCERTAINTY (µg/g)	RESULT (µg/g)	RESULT
Propane	10 / 20	5000	N/A	ND	PASS
n-Butane	10 / 50	5000	N/A	ND	PASS
n-Pentane	20 / 50	5000	N/A	ND	PASS
n-Hexane	2 / 5	290	N/A	ND	PASS
n-Heptane	20 / 60	5000	N/A	ND	PASS
Benzene	0.03 / 0.09	1	N/A	ND	PASS
Toluene	7 / 21	890	N/A	ND	PASS
Total Xylenes	50 / 160	2170	N/A	ND	PASS
Methanol	50 / 200	3000	N/A	ND	PASS
Ethanol	20 / 50	5000	N/A	ND	PASS
2-Propanol (Isopropyl Alcohol)	10 / 40	5000	N/A	ND	PASS
Acetone	20 / 50	5000	±11.7	395	PASS
Ethyl Ether	20 / 50	5000	N/A	ND	PASS
Ethylene Oxide	0.3 / 0.8	1	N/A	ND	PASS
Ethyl Acetate	20 / 60	5000	N/A	ND	PASS
Chloroform	0.1 / 0.2	1	N/A	ND	PASS
Dichloromethane (Methylene Chloride)	0.3 / 0.9	1	N/A	ND	PASS
Trichloroethylene	0.1 / 0.3	1	N/A	ND	PASS
1,2-Dichloroethane	0.05 / 0.1	1	N/A	ND	PASS
Acetonitrile	2 / 7	410	N/A	ND	PASS



 **Heavy Metals Analysis**

Heavy metal analysis utilizing inductively coupled plasma-mass spectrometry (ICP-MS).

Method: QSP 1160 - Analysis of Heavy Metals by ICP-MS

HEAVY METALS TEST RESULTS - 09/15/2024  **PASS**

COMPOUND	LOD/LOQ (µg/g)	ACTION LIMIT (µg/g)	MEASUREMENT UNCERTAINTY (µg/g)	RESULT (µg/g)	RESULT
Arsenic	0.02 / 0.1	1.5	N/A	ND	PASS
Cadmium	0.02 / 0.05	0.5	N/A	ND	PASS
Lead	0.04 / 0.1	0.5	N/A	ND	PASS
Mercury	0.002 / 0.01	3	N/A	ND	PASS